

People

The total population of Onslow County is 208,694. The median age is 26.31

208,694

Total Population



55.6%

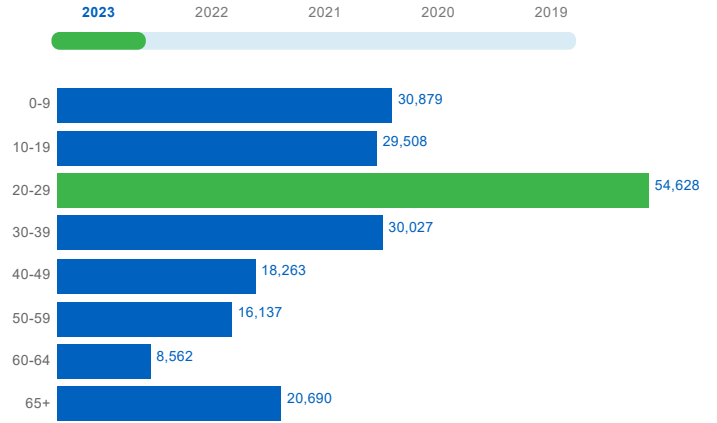
Male



44.4%

Female

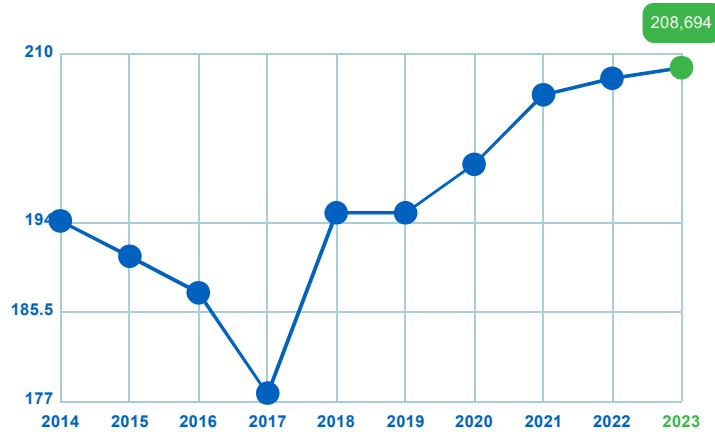
Age Distribution



Median Age

26

Population Growth (in thousands)



Educational Attainment

37.04% of the population in Onslow County have an associate's degree or higher. 92.08% have a high school degree or higher.



< Grade 9

2.6%



Grade 9-12

5.33%



High School

29.39%



Some College

25.65%



Assoc Degree

10.98%



Bach Degree

17.34%



Grad Degree

8.72%



offer associate's Degree or Certificate



offer Bachelor's Degree or Higher

Labor Force

Onslow County has a labor force of 119,951 people, with an unemployment rate of 4.5%.

119,951

Labor Force

4.5%

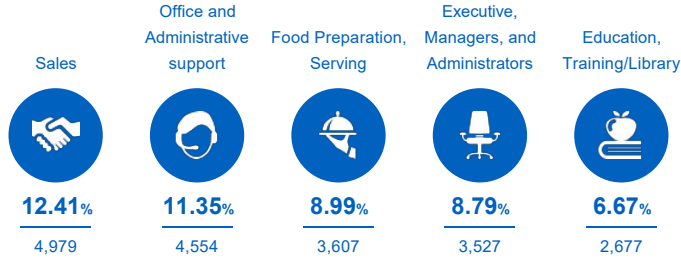
Unemployment Rate

▼ -0.2%

Unemployment Rate
Change (1 year)


Talent

What are the largest job counts by occupation?



Total Employees

40,109



The work distribution of total employees in Onslow County is:



38%

Blue Collar



61%

White Collar

Total Establishments

4,995

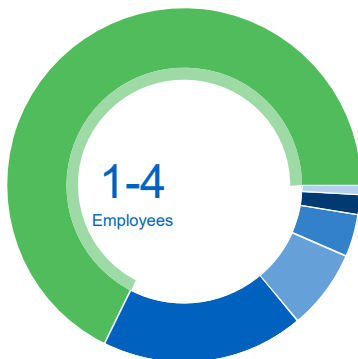


Businesses and Jobs

Onslow County has a total of 4,995 businesses. In 2023, the leading industries in Onslow County were .

What are the top industries by jobs?

How many employees do businesses in Onslow County have?



1-4 Employees	67.53%
5-9 Employees	18.58%
10-19 Employees	7.35%
20-49 Employees	3.9%
50-99 Employees	1.8%
100+ Employees	0.84%

Income and Spending

Households in Onslow County earn a median yearly income of \$57,187. 23.01% of the households earn more than the national average each year. Household expenditures average \$61,619 per year. The majority of earnings get spent on Shelter, Transportation, Food and Beverages, Health Care, and Utilities.



\$57,187

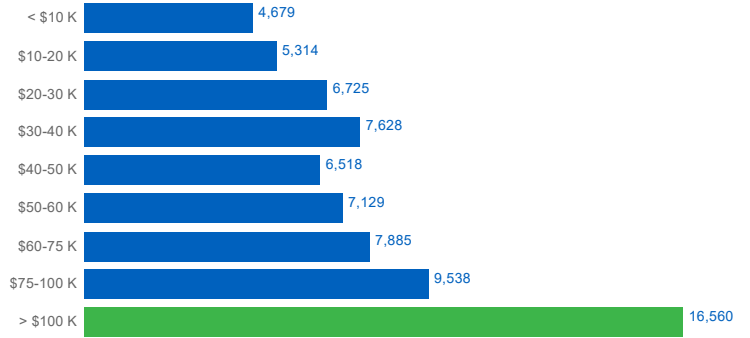
Median Household Income

0% more than the county

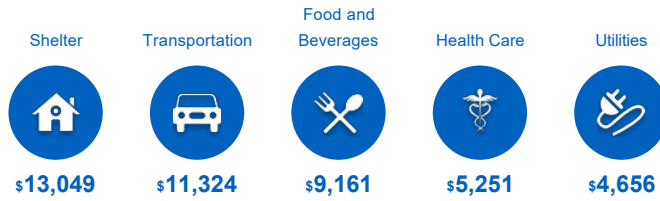
14% less than the state

24% less than the nation

Income Distribution



How do people spend most of their money?
PER HOUSEHOLD



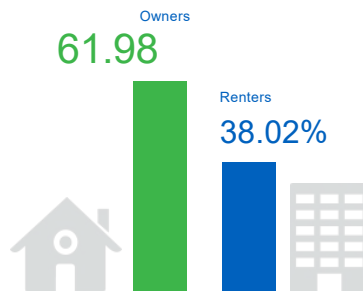
\$61,619

Median Household Expenditure

Housing

There are 24% more households who own their homes than there are renters.

Owners vs. Renters



Transportation

Residents spend an average of 23 minutes commuting to work. Onslow County is served by 19 airports within 50 miles. Rail can be accessed within the community. Interstates can be accessed 14 miles away.



23min

Commute Travel Time



3 + 19(+50 miles)

Airports in Community



14miles

Distance to Interstate



Freight Rail

In Community

Taxes



Top State Corporate Income Tax

2.5%

Top State Corporate Capital Gains Tax

5%

Top State Personal Income Tax

5.25%

Top State Personal Capital Gains Tax

5.8%

State Sales Tax

4.75%